

AT10 TIMING BELTS


10 mm Pitch

Standard Widths:

10 mm, 12 mm, 16 mm,
20 mm, 25 mm, 32 mm, 50 mm

Polyurethane Construction
Steel Reinforcements

(Note: Custom belt widths are available upon request.)




Part Number	No. of Teeth	Pitch Length (mm)
AT10/500	50	500.0
AT10/530	53	530.0
AT10/560	56	560.0
AT10/600	60	600.0
AT10/610	61	610.0
AT10/660	66	660.0
AT10/700	70	700.0
AT10/730	73	730.0
AT10/780	78	780.0
AT10/800	80	800.0
AT10/840	84	840.0
AT10/890	89	890.0
AT10/920	92	920.0


Part Number	No. of Teeth	Pitch Length (mm)
AT10/960	96	960.0
AT10/980	98	980.0
AT10/1000	100	1000.0
AT10/1010	101	1010.0
AT10/1050	105	1050.0
AT10/1080	108	1080.0
AT10/1100	110	1100.0
AT10/1150	115	1150.0
AT10/1200	120	1200.0
AT10/1210	121	1210.0
AT10/1250	125	1250.0
AT10/1280	128	1280.0
AT10/1300	1300.0	1300.0

Part Number	No. of Teeth	Pitch Length (mm)
AT10/1320	132	1320.0
AT10/1350	135	1350.0
AT10/1360	136	1360.0
AT10/1400	140	1400.0
AT10/1420	142	1420.0
AT10/1480	148	1480.0
AT10/1500	150	1500.0
AT10/1600	160	1600.0
AT10/1700	170	1700.0
AT10/1720	172	1720.0
AT10/1800	180	1800.0
AT10/1860	186	1860.0
AT10/1940	194	1940.0

Polyurethane AT5 timing belt part numbers can be determined as follows:
Width Code + AT10/ + Pitch Length Code



For AT10 pitch pulley stock, see page 279.



For matching AT10 pitch timing pulleys, see page 86.